


# DRYU<sup>®</sup>

## STORAGE & USEAGE GUIDE



## DRY BAG FEATURES



## STORAGE CAPACITY INFORMATION

**5** ESSENTIALS

**10** EXCURSION

**20** ADVENTURE

The Essentials (5 litre) DRYU bag range is ideal for individuals needing water and weather protection for light valuables including phones, wallets, purses, shoes, or a change of clothes. The perfect accessory for when down at the beach, around the pool, a day at sea, outdoor concert, or overnight camping.

DRYU Excursion (10 Litre) bags are great for individuals and couples needing extra capacity, whether it's two changes of clothes, shoes, phones or your other precious items and valuables. Perfect for a day out, an overnight camping stay, or for when going to the gym or the pool.

It's Adventure Time! The 20 litre capacity DRYU bag is superb for storing multiple changes of clothes, phones and gadgets at a festival or camping weekend. Your DRYU bag will be ideal for sharing when down at the beach or on a boating trip.



5

ESSENTIALS



**Filled Dimensions**

Height: 30cm (300mm)  
Base Width: 20cm (200mm)  
Circumference: 62.83cm  
Litre capacity: 5 litres

**Suitable For:**

Wallets, purses, phones, tablets, e-books, jewellery, watches, loose money, credit cards, magazines, books & more.

10

EXCURSION



**Filled Dimensions**

Height : 40cm (400mm)  
Base Width: 20cm (200mm)  
Circumference: 62.83cm  
Litre capacity: 10 litres

**Suitable For:**

All the Essentials +  
A change of clothes,  
shoes and a towel.

20

ADVENTURE



**Filled Dimensions**

Height: 50cm (500mm)  
Base Width: 25cm (250mm)  
Circumference: 78.53cm  
Litre capacity: 20 litres

**Suitable For:**

All the Excursion + Multiple clothing items, towels, shoes larger electronics including laptops

# CAPACITY

EMPTY LAID FLAT

FILLED SIZE


**5** ESSENTIALS



40cm

29.5cm

**10** EXCURSION



55cm

29.5cm

**20** ADVENTURE



60cm

37.5cm



30cm

20cm (200mm)



40cm

20cm (200mm)



60cm

25cm (250mm)

## CLOSING & STORAGE GUIDANCE



Fully roll out your **DRYU** bag



Open your **DRYU** bag



Place items in your **DRYU** bag



Roll down (3-4 folds)

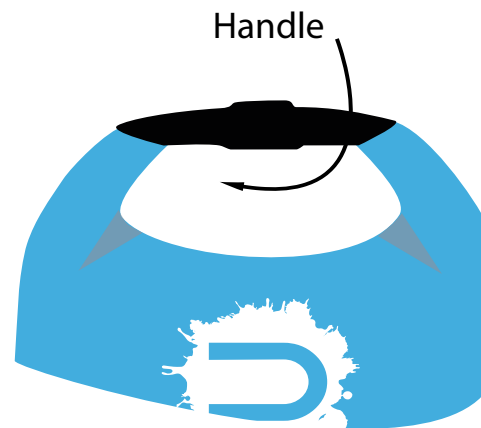
Roll down your **DRYU** bag towards the back (plain side)



Holding the folded top down firmly, pull up the straps towards the middle of the bag



Lock the clips together



Handle

Locking the clips together will form the carry handle



Add the overarm strap included